


TIPS & TRICKS

DRAWING AND SKETCHING

Our own experience working with diverse clients has told us many, nay, most are hesitant to draw!
So here are some easy tips.

Get your team to draw basic shapes. Square, rectangle, triangle, a cloud etc.
Ask them to turn it into shapes they know- for ex.
Square can be a slice of bread.
Squiggly cloud can be sheep
Triangle can be a tree and so on.
This activity will take less than 5 minutes and is a great confidence booster!



TAKE IT ONE STEP HIGHER:

Ask the group to draw one shape in different sizes: say different sizes of triangles, different sizes of circles and ovals, different squiggles...you get the idea.

Now ask them to turn it into ONE type of element- say turn all the circles into faces, all the squiggles into birds or flowers...

This is also an excellent ice-breaker...







Put this on your 'idea-challenge' whiteboard/blackboard, take a picture at the end of 2 weeks and share on your company's social media page and newsletter...

The templates in the following sheets should definitely get you and your team started!!

TIPS & TRICKS

TURN THESE SHAPES INTO FAMILIAR OBJECTS


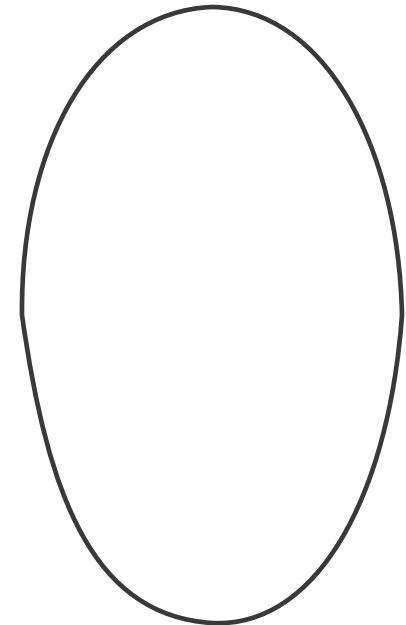

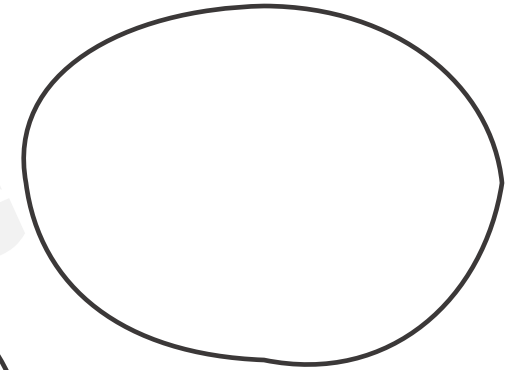
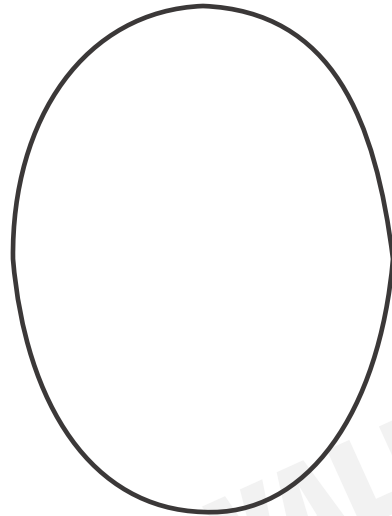

DRAWING AND SKETCHING



TIPS & TRICKS

TURN THESE CIRCLES AND OVALS INTO FACES- HUMAN, ANIMAL, ANDROID, HUMANOID, STAR WAR THEMED...GO FOR IT!!

DRAWING AND SKETCHING



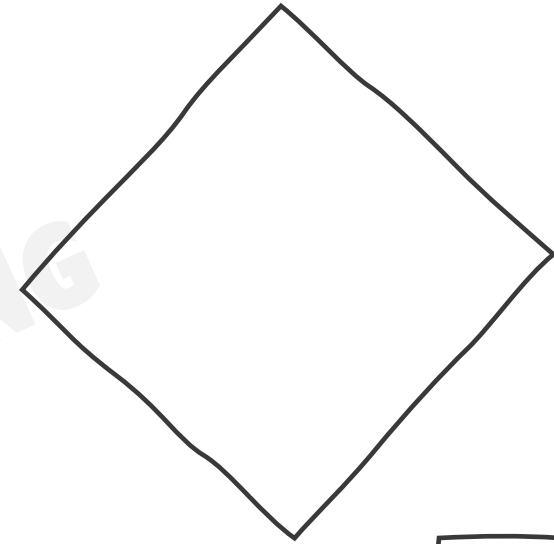





QUIET VALUE CONSULTING

TIPS & TRICKS

TURN THESE QUADRILATERALS INTO THINGS YOU HAVE / SEE IN A HOUSE

DRAWING AND SKETCHING



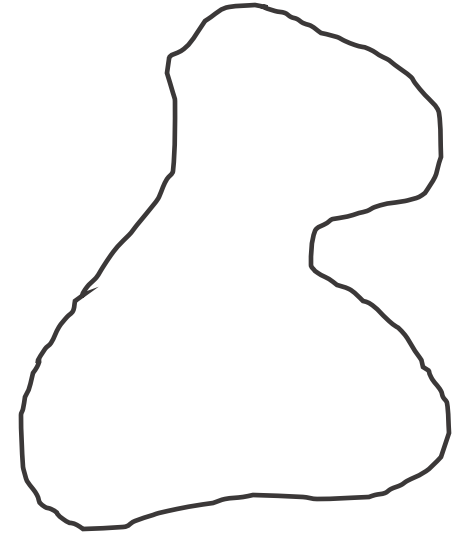





QUIET VALUE CONSULTING

TIPS & TRICKS

TURN THESE SHAPES INTO THINGS YOU WOULD TAKE ON A PICNIC / OUTDOOR HIKE

DRAWING AND SKETCHING



QUIET VALUE CONSULTING